

Fiscal Year	A		B		C		D		E		F		G		H		I		J	
	2020	2021	2021	2021	2022	2022	2022	2022	2022	2022	2022	2022	2023	2023	2024	2024	2025	2025	2026	2026
<b>Smithfield</b>																				
<b>Budget to Actual 1</b>																				
1a	Levy subject to § 44-5-2	54,644	55,238	-	-	-	-	-	-	-	-	-	-	-	-	-	-	-	-	-
1b	Motor Vehicle Levy	5,108	4,933	-	-	-	-	-	-	-	-	-	-	-	-	-	-	-	-	-
2	PILOT and Tax Treaties (Included in Levy)	-	-	-	-	-	-	-	-	-	-	-	-	-	-	-	-	-	-	-
3	PILOT and Tax Treaties (Excluded from Levy)	25	25	-	-	-	-	-	-	-	-	-	-	-	-	-	-	-	-	-
4	Adjustments to Current Year Levy	46	436	-	-	-	-	-	-	-	-	-	-	-	-	-	-	-	-	-
5	Adjustments to Prior Year Levy	(22)	(236)	-	-	-	-	-	-	-	-	-	-	-	-	-	-	-	-	-
6	Current Year Collection Rate	98.5%	97.9%	0.0%	0.0%	0.0%	0.0%	0.0%	0.0%	0.0%	0.0%	0.0%	0.0%	0.0%	0.0%	0.0%	0.0%	0.0%	0.0%	0.0%
7	Property Tax	59,790	60,931	-	-	-	-	-	-	-	-	-	-	-	-	-	-	-	-	-
8	Local Non-Property Tax Revenues	3,057	2,979	-	-	-	-	-	-	-	-	-	-	-	-	-	-	-	-	-
9	Federal Aid	690	3,329	-	-	-	-	-	-	-	-	-	-	-	-	-	-	-	-	-
10	State Aid	4,477	3,179	-	-	-	-	-	-	-	-	-	-	-	-	-	-	-	-	-
11	Other Revenue	-	-	-	-	-	-	-	-	-	-	-	-	-	-	-	-	-	-	-
12	Municipal Education Appropriation	-	-	-	-	-	-	-	-	-	-	-	-	-	-	-	-	-	-	-
13	Total Revenue	67,914	69,778	67,914	69,778	67,914	69,778	67,914	69,778	67,914	69,778	67,914	69,778	67,914	69,778	67,914	69,778	67,914	69,778	67,914
14	Financing Sources	907	2,063	-	-	-	-	-	-	-	-	-	-	-	-	-	-	-	-	-
15	Compensation	13,447	13,668	-	-	-	-	-	-	-	-	-	-	-	-	-	-	-	-	-
16	Overtime	2,370	2,731	-	-	-	-	-	-	-	-	-	-	-	-	-	-	-	-	-
17	Health Insurance	3,233	4,395	-	-	-	-	-	-	-	-	-	-	-	-	-	-	-	-	-
18	Other Benefits	1,502	1,506	-	-	-	-	-	-	-	-	-	-	-	-	-	-	-	-	-
19	Pension	3,897	3,868	-	-	-	-	-	-	-	-	-	-	-	-	-	-	-	-	-
20	OPER	1,183	250	-	-	-	-	-	-	-	-	-	-	-	-	-	-	-	-	-
21	Operations	8,625	13,364	-	-	-	-	-	-	-	-	-	-	-	-	-	-	-	-	-
22	Municipal Education Appropriation	32,538	32,538	-	-	-	-	-	-	-	-	-	-	-	-	-	-	-	-	-
23	Municipal Debt Service	1,511	1,809	-	-	-	-	-	-	-	-	-	-	-	-	-	-	-	-	-
24	School Debt Service	795	976	-	-	-	-	-	-	-	-	-	-	-	-	-	-	-	-	-
25	Total Expenditures	68,753	72,555	68,753	72,555	68,753	72,555	68,753	72,555	68,753	72,555	68,753	72,555	68,753	72,555	68,753	72,555	68,753	72,555	68,753
26	Financing Uses	504	-	-	-	-	-	-	-	-	-	-	-	-	-	-	-	-	-	-
27	Net Change (row 13+14-25-26)	(356)	(714)	-	-	-	-	-	-	-	-	-	-	-	-	-	-	-	-	-
28	Appropriated Fund Balance	-	-	-	-	-	-	-	-	-	-	-	-	-	-	-	-	-	-	-
29	Prior Period Adjustments - MTP Non-audit	(0)	-	-	-	-	-	-	-	-	-	-	-	-	-	-	-	-	-	-
30	Prior Period Adjustments - Audit	-	-	-	-	-	-	-	-	-	-	-	-	-	-	-	-	-	-	-
31	Total Prior Period Fund Balance (Rows 32 to 36)	17,155	16,798	-	-	-	-	-	-	-	-	-	-	-	-	-	-	-	-	-
32	Non-spendable***	-	-	-	-	-	-	-	-	-	-	-	-	-	-	-	-	-	-	-
33	Restricted***	2,817	2,006	-	-	-	-	-	-	-	-	-	-	-	-	-	-	-	-	-
34	Committed	8,598	7,778	-	-	-	-	-	-	-	-	-	-	-	-	-	-	-	-	-
35	Assigned	-	-	-	-	-	-	-	-	-	-	-	-	-	-	-	-	-	-	-
36	Unassigned	5,383	6,300	-	-	-	-	-	-	-	-	-	-	-	-	-	-	-	-	-
37	Enterprise Fund Net Position	-	-	-	-	-	-	-	-	-	-	-	-	-	-	-	-	-	-	-

\*Total MTPA or Total Municipal Transparency Amount - is the financial activity for all reportable funds and is available for all reporting periods. For schools this reflects all funds of the school department excluding internal service and fiduciary funds, while for municipalities this includes financial statement general fund and some other funds such as special revenue, enterprise, and debt service. Inclusion and or exclusion of funds is based on Municipal Transparency Portal Implementation Guidance. In general, excluded funds from municipal reporting are fiduciary, capital project, internal service, water, sewer, and storm water. Some funds may be added or removed from one year to the next.

\*\*The amounts reported in the columns with the headings marked Audited Actual (A,B) are derived from annual audit reports

\*\*\*Fund balance classifications (rows 32 and 33) may include net position if Enterprise Fund activity is reported prior to FY19.

^ This Transparency Report is required under RI General Law 45-12-22 (d) to be signed and posted to the Municipality's website. Any missing data from any of the columns is due to this information not being currently available, the Municipality/School District failing to report in a prior period, or the information is not applicable. The data found in this report has been summarized for the purposes of display. The raw data which includes department level information along with visualization tools, definitions, as well as a listing of definition and coding changes between years can be found by going to <http://www.municipalfinance.ri.gov/> and clicking on Municipal Transparency Portal tab. The Audited Actual information is derived from the MTP-2 report that can be found in the Municipality/Regional School District's corresponding fiscal year audit report under supplementary information. The details on which funds are included in Total MTPA are provided in the Annual Supplemental Transparency Report (MTP2) and Combining Schedules of Reportable Government Services with Reconciliation to MTP2, which can be found in the annual audit reports.

^^ Report in thousands

<b>Smithfield school district</b>	
<b>Budget to Actual 1</b>	
Fiscal Year	
1a Levy subject to § 44-5-2	
1b Motor Vehicle Levy	
2 PILOT and Tax Treaties (included in Levy)	
3 PILOT and Tax Treaties (excluded from Levy)	
4 Adjustments to Current Year Levy	
5 Adjustments to Prior Year's Levy	
6 Current Year Collection Rate	

	A		B		C		D		E		F		G		H		I		J		
	2020	2021	2021	Audited Actual**	Budget	Total MTPA*	Amended Budget	Total MTPA*	Actual	Total MTPA*	Projected	Total MTPA*	Year 2 Forecast	Total MTPA*	Year 3 Forecast	Total MTPA*	Year 4 Forecast	Total MTPA*	Year 5 Forecast	Total MTPA*	
7 Property Tax																					
8 Local Non-Property Tax Revenues	283	319																			
9 Federal Aid	1,737	2,678																			
10 State Aid	6,247	6,158																			
11 Other Revenue	397	297																			
12 Municipal Education Appropriation	32,538	32,538																			
13 Total Revenue	41,197	41,990								42,858											
14 Financing Sources																					
15 Compensation	24,266	24,032																			
16 Overtime	9	42																			
17 Health Insurance	4,107	4,120																			
18 Other Benefits	1,394	1,431																			
19 Pension	3,157	3,221																			
20 OPEB	201	172																			
21 Operations	7,823	8,069																			
22 Municipal Education Appropriation																					
23 Municipal Debt Service																					
24 School Debt Service																					
25 Total Expenditures	40,957	41,986									42,858										
26 Financing Uses																					
27 Net Change (row 13+14,25-26)	241	904																			
28 Appropriated Fund Balance																					
29 Prior Period Adjustments - MTP Non-audit																					
30 Prior Period Adjustments - Audit																					
31 Total Prior Period Fund Balance (Rows 32 to 36)	2,330	2,570																			
32 Non-spendable**																					
33 Restricted**	26	672																			
34 Committed	195	3,059																			
35 Assigned	2,349																				
36 Unassigned																					
37 Enterprise Fund Net Position																					

\*Total MTPA or Total Municipal Transparency Amount - is the financial activity for all reportable funds and is available for all reporting periods. For schools this reflects all funds of the school department excluding internal service and fiduciary funds, while for municipalities this includes financial statement general fund and some other funds such as special revenue, enterprise, and debt service. Inclusion and/or exclusion of funds is based on Municipal Transparency Portal Implementation Guidance. In general, excluded funds from municipal reporting are fiduciary, capital project, internal service, water, sewer, and storm water. Some Funds may be added or removed from one year to the next.

\*\*The amounts reported in the columns with the headings marked Audited Actual (A,B) are derived from annual audit reports

\*\*\*Fund balance classifications (rows 32 and 33) may include net position if Enterprise Fund activity is reported prior to FY19.

A This Transparency Report is required under RI General Law 45-12-22.2 (d) to be signed and posted to the Municipality's website. Any missing data from any of the columns is due to this information not being currently available, the Municipality/School District failing to report in a prior period, or the information is not applicable.


\*\*\*The data found in this report has been summarized for the purpose of display. The raw data which includes department level information along with visualization tools, definitions, as well as a listing of definition and coding changes between years can be found by going to <http://www.municipalfinance-ri.gov/> and clicking on Municipal Transparency Portal tab. The Audited Actual information is derived from the MTP-2 report that can be found in the Municipality/Regional School District's corresponding fiscal year audit report under supplementary information. The details on which Funds are included in Total MTPA are provided in the Annual Supplemental Transparency Report (MTP2) and Combining Schedules of Reportable Government Services with Reconciliation to MTP2, which can be found in the annual audit reports.

\*\* Report in thousands.


All columns on pages 1 and 2, except for A and B, are based on the municipality's or school district's most currently available information at the time of submission and are unaudited; the financial information in these columns are subject to change.

*This report may encompass the following reporting periods:*


- o **Adopted Budget Survey (§ 44-35-10 (b))** due within 30 days of final action on budget by Municipality/Regional School District
- o **5 Year Forecast (§ 44-35-10 (c))** due within 30 days of final action on budget by Municipality/Regional School District
- o **Budget to Actual (§ 45-12-22.2 (b))** due 25 days after fiscal quarters 2, 3, and 4
- o **Municipal Data Report (§ 45-12-22.2 (c))** due prior to finalization of Municipal/Regional School District audit (included in final audit as supplementary information).

  
\_\_\_\_\_  
Municipal Chief Executive Officer

3/8/2022  
Date

  
\_\_\_\_\_  
Municipal Chief Financial Officer

3/8/22  
Date

  
\_\_\_\_\_  
Superintendent of Schools

3/8/22  
Date

  
\_\_\_\_\_  
School Business Manager

3/8/2022  
Date